

Backup and restoring a Configuration File.pdf

v 230329:08:51

1. This is always a ***WORK In Progress***
2. You should read and accept the caveats. These can be found on [***Caveats and Assumptions.pdf***](#). Every document has this statement.

In a nutshell:

This assumes you have some knowledge about Windows, Computers, and BruControl.

Use for your own personal use at your own risk.

If BruControl says anything in this is wrong, they are the authority.

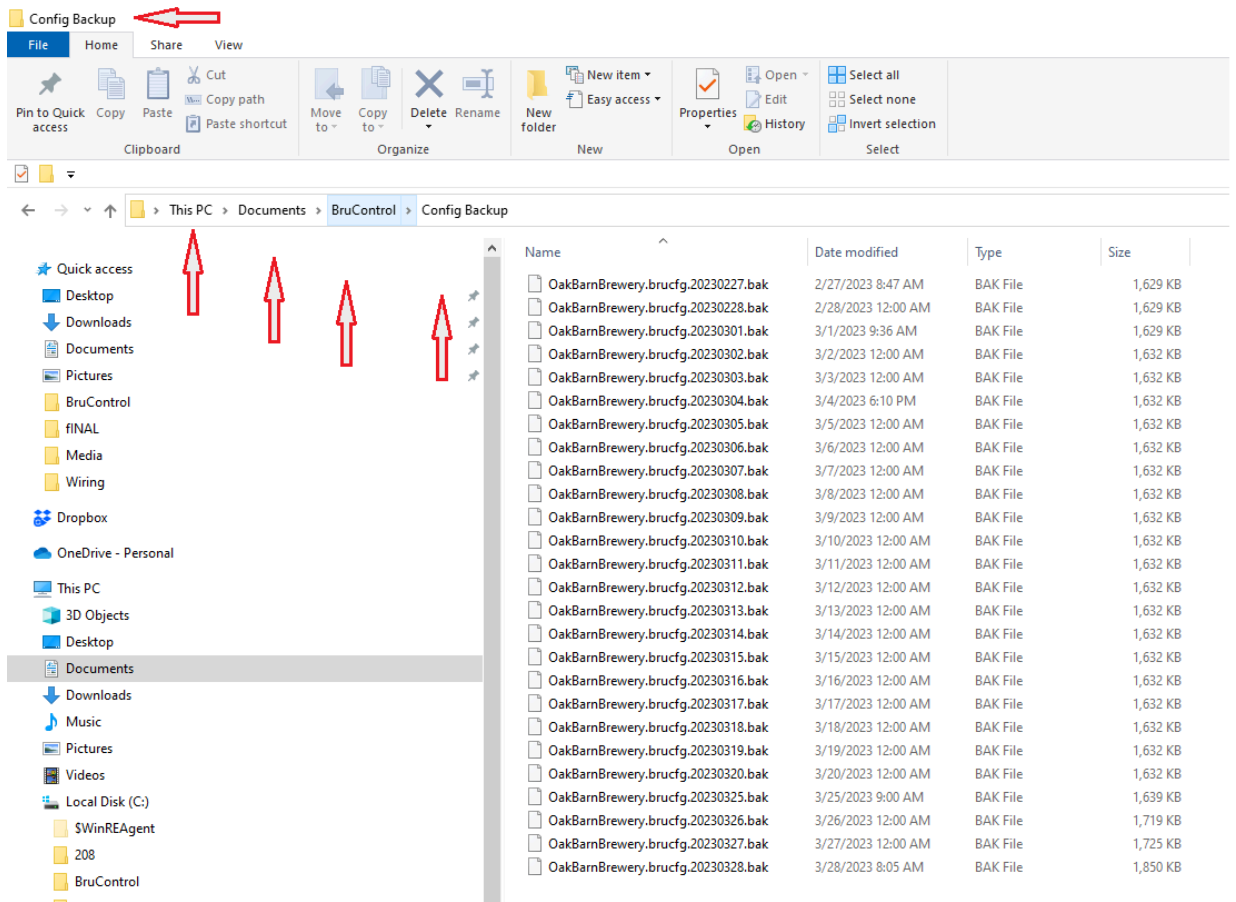
I appreciated feedback.

3. BruControl has an automatic backup that backs up your selected (the one you are using) every day if your computer is running.

These backups require no action on your part other than having BruControl running.

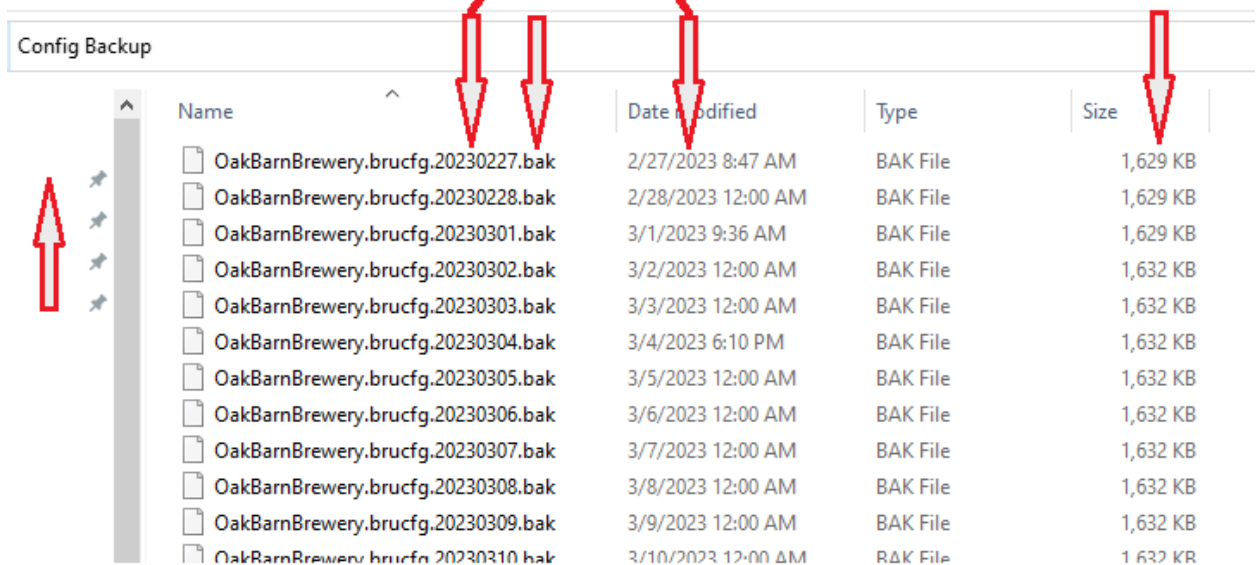
These files are stored in the Documents/BruControl/Config Backup.

You need to know how to navigate using Windows. If you do not, ask a friend.



As you can see, there are many files in the Config Backup subfolder. These were done automatically.

These files have meaningful name:



Name	Date Modified	Type	Size
OakBarnBrewery.brucfg.20230227.bak	2/27/2023 8:47 AM	BAK File	1,629 KB
OakBarnBrewery.brucfg.20230228.bak	2/28/2023 12:00 AM	BAK File	1,629 KB
OakBarnBrewery.brucfg.20230301.bak	3/1/2023 9:36 AM	BAK File	1,629 KB
OakBarnBrewery.brucfg.20230302.bak	3/2/2023 12:00 AM	BAK File	1,632 KB
OakBarnBrewery.brucfg.20230303.bak	3/3/2023 12:00 AM	BAK File	1,632 KB
OakBarnBrewery.brucfg.20230304.bak	3/4/2023 6:10 PM	BAK File	1,632 KB
OakBarnBrewery.brucfg.20230305.bak	3/5/2023 12:00 AM	BAK File	1,632 KB
OakBarnBrewery.brucfg.20230306.bak	3/6/2023 12:00 AM	BAK File	1,632 KB
OakBarnBrewery.brucfg.20230307.bak	3/7/2023 12:00 AM	BAK File	1,632 KB
OakBarnBrewery.brucfg.20230308.bak	3/8/2023 12:00 AM	BAK File	1,632 KB
OakBarnBrewery.brucfg.20230309.bak	3/9/2023 12:00 AM	BAK File	1,632 KB
OakBarnBrewery.brucfg.20230310.bak	3/10/2023 12:00 AM	BAK File	1,632 KB

The first part of the backup is the configuration file that was backed up. In this case, it has been backing up my OakBarnBrewery.brucfg file. BruControl configuration files always end with the .brucfg extension. These files reside in the Documents\BruControl folder:



You can also see (in the first line), it has added: .20230227. This is the date that the backup was made. It is in YYYYMMDD format.

It then adds another extension of .bak meaning it is a backup file.



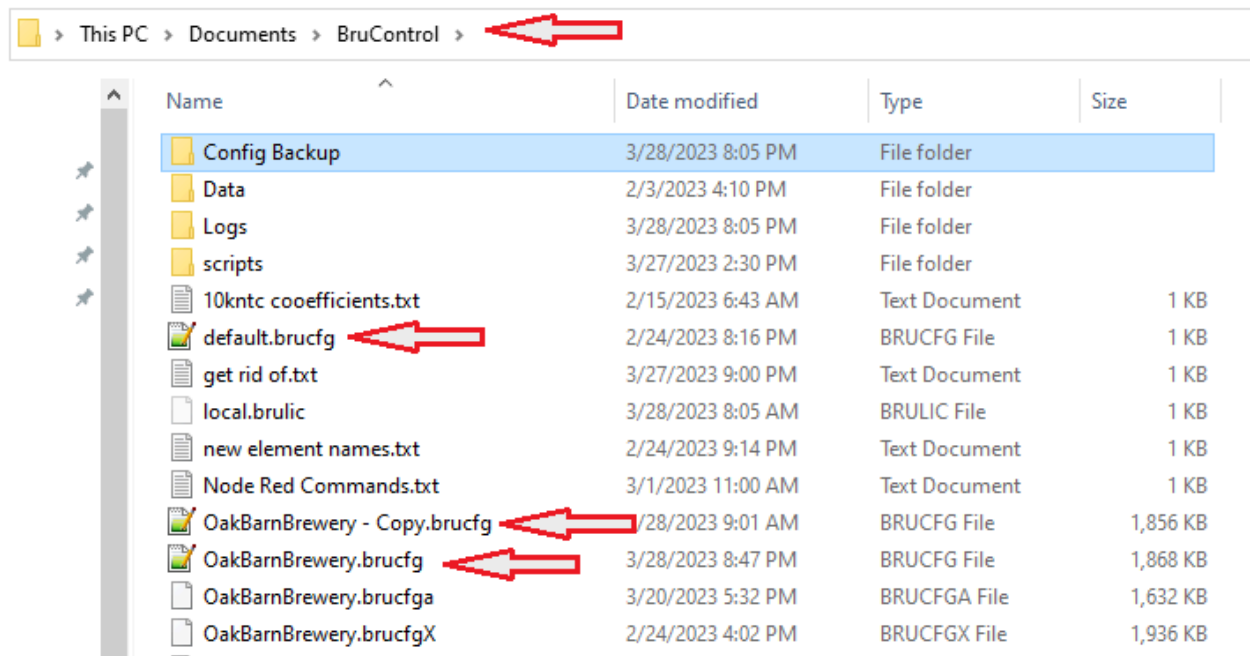
Hint: if you do not see the .bak at the end, YOUR Windows has the Hide Known File Extensions clicked in settings on YOUR computer. It is the default and I find it should normally be unclicked.

[A good small tutorial on how to show file extensions.](#)

You can also see the time it was backed up. It normally backs up at 12:00 AM but if the computer was off then turned on and BruControl opened, it may be a different time.

The last thing to note is the size. In the first 3, the size is 1629KB. Then on line 4, it is 1632KB. On the following lines, it is also 1632KB. All of the files with the same size are likely just duplicates, but because the file size changed on 03/02/2023, I made some small changes to the configuration file. It could be that there was a slight change in Data or an additional element, but something did change.

My configurations files in C:\Documents\ BruControl



Name	Date modified	Type	Size
Config Backup	3/28/2023 8:05 PM	File folder	
Data	2/3/2023 4:10 PM	File folder	
Logs	3/28/2023 8:05 PM	File folder	
scripts	3/27/2023 2:30 PM	File folder	
10kntc cooefficients.txt	2/15/2023 6:43 AM	Text Document	1 KB
default.brucfg	2/24/2023 8:16 PM	BRUCFG File	1 KB
get rid of.txt	3/27/2023 9:00 PM	Text Document	1 KB
local.brulic	3/28/2023 8:05 AM	BRULIC File	1 KB
new element names.txt	2/24/2023 9:14 PM	Text Document	1 KB
Node Red Commands.txt	3/1/2023 11:00 AM	Text Document	1 KB
OakBarnBrewery - Copy.brucfg	2/28/2023 9:01 AM	BRUCFG File	1,856 KB
OakBarnBrewery.brucfg	3/28/2023 8:47 PM	BRUCFG File	1,868 KB
OakBarnBrewery.brucfga	3/20/2023 5:32 PM	BRUCFGA File	1,632 KB
OakBarnBrewery.brucfgX	2/24/2023 4:02 PM	BRUCFGX File	1,936 KB

All of the configuration files end in .brucfg

The OakbarnBrewery - Copy. brucfg is a quick windows backup. In Windows 10 you can copy the configuration file and then paste it. I always do this before I do any “new” things to a good working configuration. If I want to work on scripts, add or delete Elements, I make the quick backup so I can get back to a good copy if I have any issues with what I did. In fact, I may make several copies of the file when I am working on some changes. I make a backup maybe once an hour. The backup means I am happy with my changes.

You may also note that there are two files that sorta look like .brucgf files but have an additional letter. These are files that are likely not good. I was working on my OakBarnBrewery.brucfg on 03/20/2023 and decided I needed to go to a backup file.

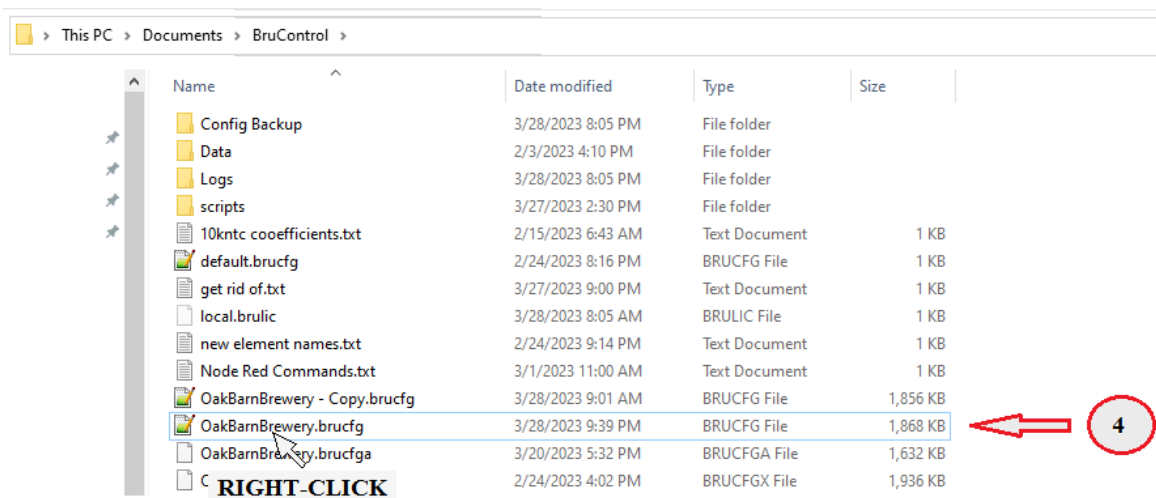
The first thing I do is exit Brucontrol. The next thing I do is rename the configuration file. The one that is named OakBarnBrewery.brucfga, I added the "a" to the end. I got the Windows warning about changing the extension which I ignored,

I then could change the name of one of my quick backups and restart what I was doing, **LESS** any changes since the backup was made. I like to change the name to the configuration I was using. So I would take the OakbarnBrewery - Copy. brucfg and change it to OakBarnBrewery.brucfg. I could then go back and open BruControl and redo the changes I was making.

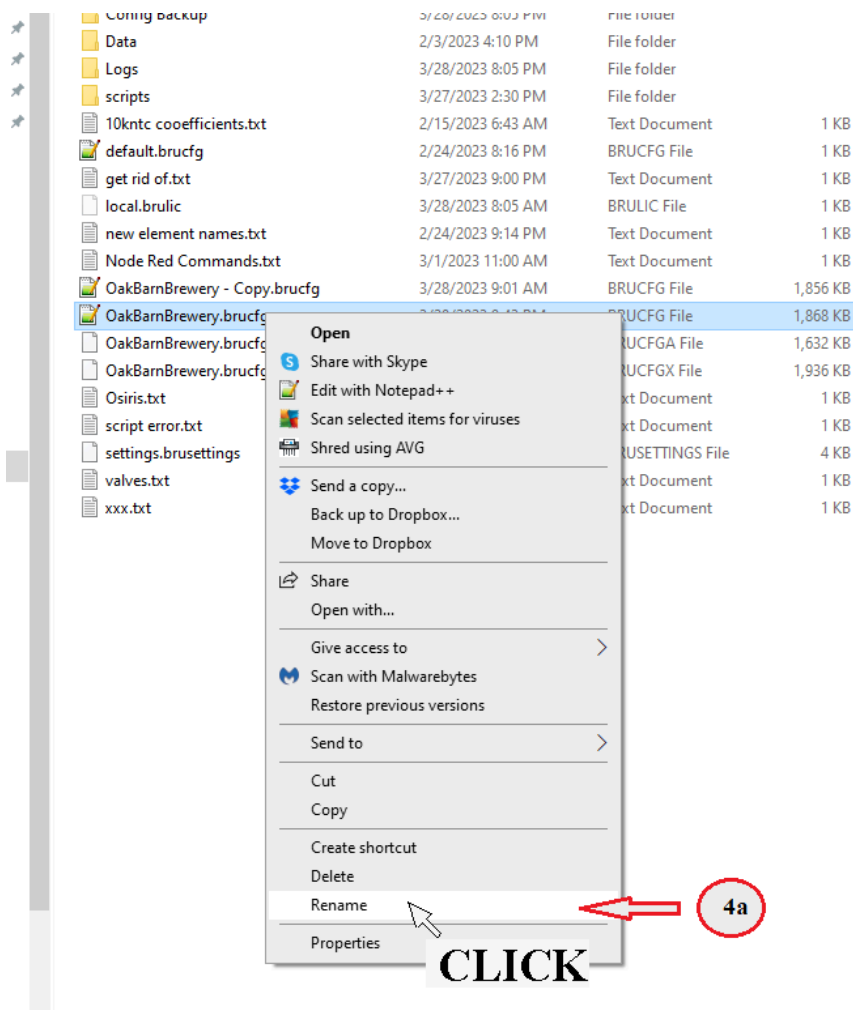
But what if I did not make a quick backup? I would have to go back to one of the automated backups.

The steps to do that are fairly simple as well.

1. Close BruControl
2. Open Windows Explorer (WIN & E)
3. Navigate to C:\Documents\Brucontrol folder
4. Rename YOUR bad configuration file. You can rename it anything, but I like to change the extension by adding a letter at the end. I will go back after a while and delete those bad files. In my case. I would rename it to something like OakBarnBrewery.brucfgZ

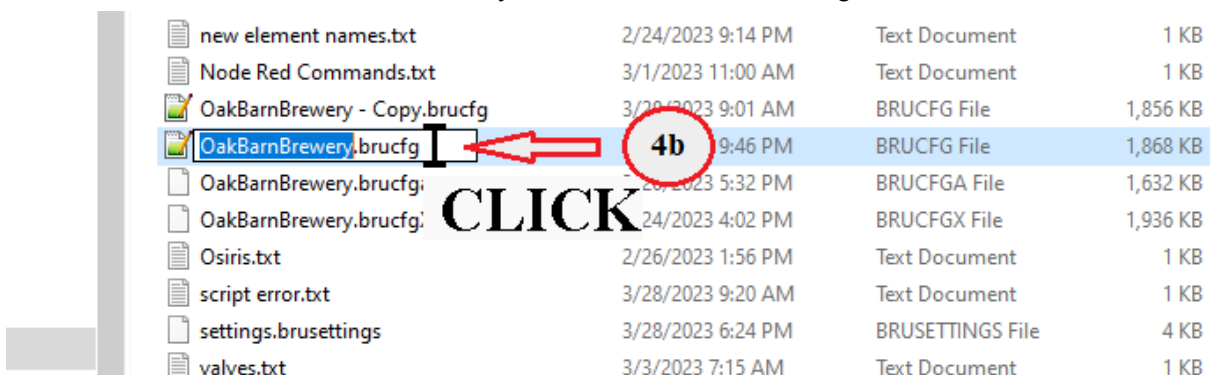


- a. Click Rename



b. Click at the end to edit

You can edit as you see fit. I liked to change the extension.



c. Add a Z or something to the end.

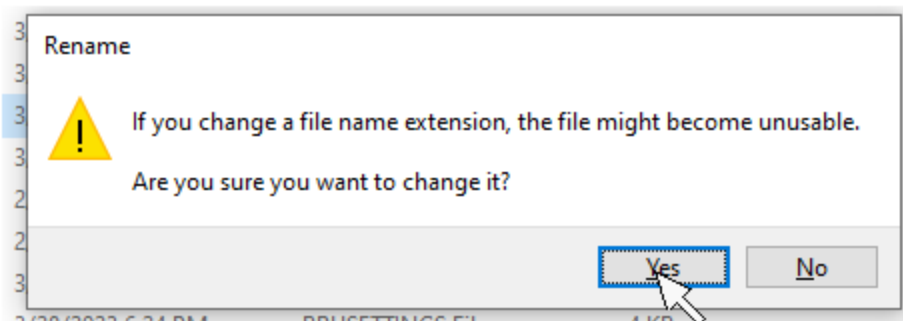
 Node Red Commands.txt	3/1/2023 11:00 AM	Text Document	1 KB
 OakBarnBrewery - Copy.brucfg	3/28/2023 8:01 AM	BRUCFG File	1,856 KB
 OakBarnBrewery.brucfgZ	3/28/2023 8:01 PM	BRUCFG File	1,868 KB
 OakBarnBrewery.brucfga	3/20/2023 9:32 PM	BRUCFGA File	1,632 KB
 OakBarnBrewery.brucfgX	2/24/2023 4:02 PM	BRUCFGX File	1,936 KB

You can change any part of the name so it is not the same as the file you are going to restore. It is personal preference for us to change the extension.



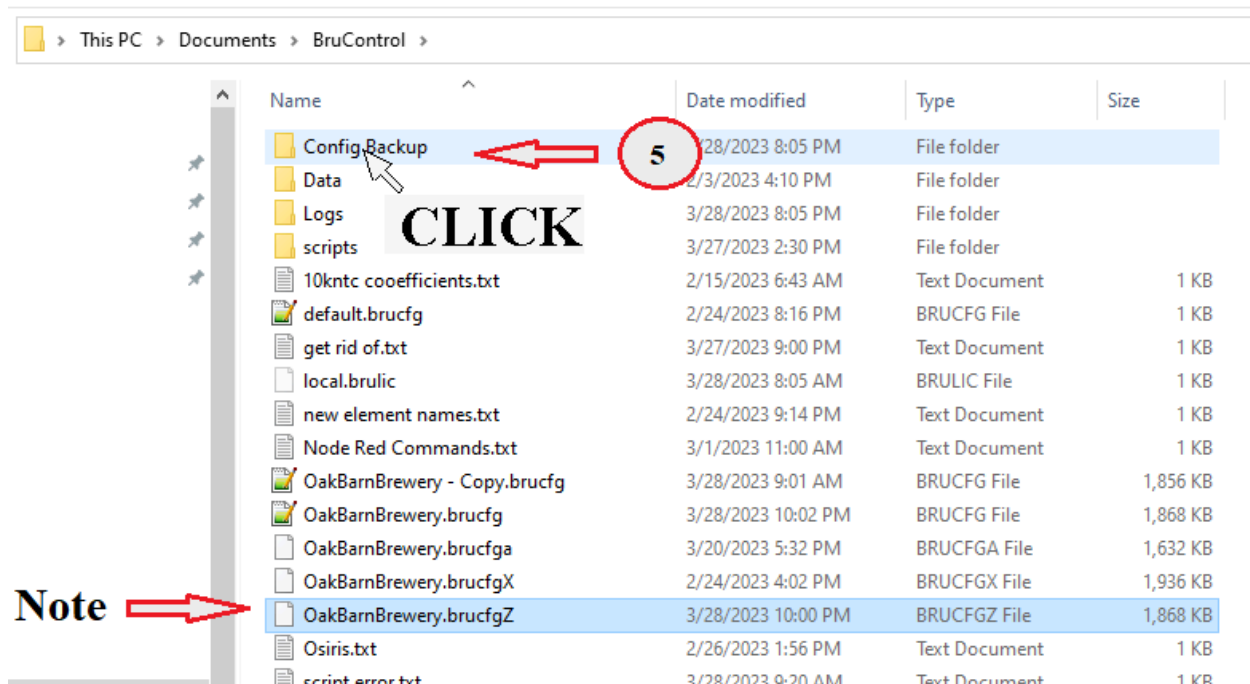
- d. Click the
- e. Click Yes

key.



CLICK

- 5. You the need to navigate to the Config Backup subfolder,



6. Choose the backup file. Generally, the last one is the one you want. You want the one just before the file got “fixed” by you or the computer!

This PC > Documents > BruControl > Config Backup

Name	Date modified	Type	Size
OakBarnBrewery.brucfg.20230227.bak	2/27/2023 8:47 AM	BAK File	1,629 KB
OakBarnBrewery.brucfg.20230228.bak	2/28/2023 12:00 AM	BAK File	1,629 KB
OakBarnBrewery.brucfg.20230301.bak	3/1/2023 9:36 AM	BAK File	1,629 KB
OakBarnBrewery.brucfg.20230302.bak	3/2/2023 12:00 AM	BAK File	1,632 KB
OakBarnBrewery.brucfg.20230303.bak	3/3/2023 12:00 AM	BAK File	1,632 KB
OakBarnBrewery.brucfg.20230304.bak	3/4/2023 6:10 PM	BAK File	1,632 KB
OakBarnBrewery.brucfg.20230305.bak	3/5/2023 12:00 AM	BAK File	1,632 KB
OakBarnBrewery.brucfg.20230306.bak	3/6/2023 12:00 AM	BAK File	1,632 KB
OakBarnBrewery.brucfg.20230307.bak	3/7/2023 12:00 AM	BAK File	1,632 KB
OakBarnBrewery.brucfg.20230308.bak	3/8/2023 12:00 AM	BAK File	1,632 KB
OakBarnBrewery.brucfg.20230309.bak	3/9/2023 12:00 AM	BAK File	1,632 KB
OakBarnBrewery.brucfg.20230310.bak	3/10/2023 12:00 AM	BAK File	1,632 KB
OakBarnBrewery.brucfg.20230311.bak	3/11/2023 12:00 AM	BAK File	1,632 KB
OakBarnBrewery.brucfg.20230312.bak	3/12/2023 12:00 AM	BAK File	1,632 KB
OakBarnBrewery.brucfg.20230313.bak	3/13/2023 12:00 AM	BAK File	1,632 KB
OakBarnBrewery.brucfg.20230314.bak	3/14/2023 12:00 AM	BAK File	1,632 KB
OakBarnBrewery.brucfg.20230315.bak	3/15/2023 12:00 AM	BAK File	1,632 KB
OakBarnBrewery.brucfg.20230316.bak	3/16/2023 12:00 AM	BAK File	1,632 KB
OakBarnBrewery.brucfg.20230317.bak	3/17/2023 12:00 AM	BAK File	1,632 KB
OakBarnBrewery.brucfg.20230318.bak	3/18/2023 12:00 AM	BAK File	1,632 KB
OakBarnBrewery.brucfg.20230319.bak	3/19/2023 12:00 AM	BAK File	1,632 KB
OakBarnBrewery.brucfg.20230320.bak	3/20/2023 12:00 AM	BAK File	1,632 KB
OakBarnBrewery.brucfg.20230325.bak	3/25/2023 9:00 AM	BAK File	1,639 KB
OakBarnBrewery.brucfg.20230326.bak	3/26/2023 12:00 AM	BAK File	1,719 KB
OakBarnBrewery.brucfg.20230327.bak	3/27/2023 12:00 AM	BAK File	1,725 KB
OakBarnBrewery.brucfg.20230328.bak	3/28/2023 8:05 AM	BAK File	1,850 KB

I am going to use the OakBarnBrewery.brucfg.20230328.bak to start again.

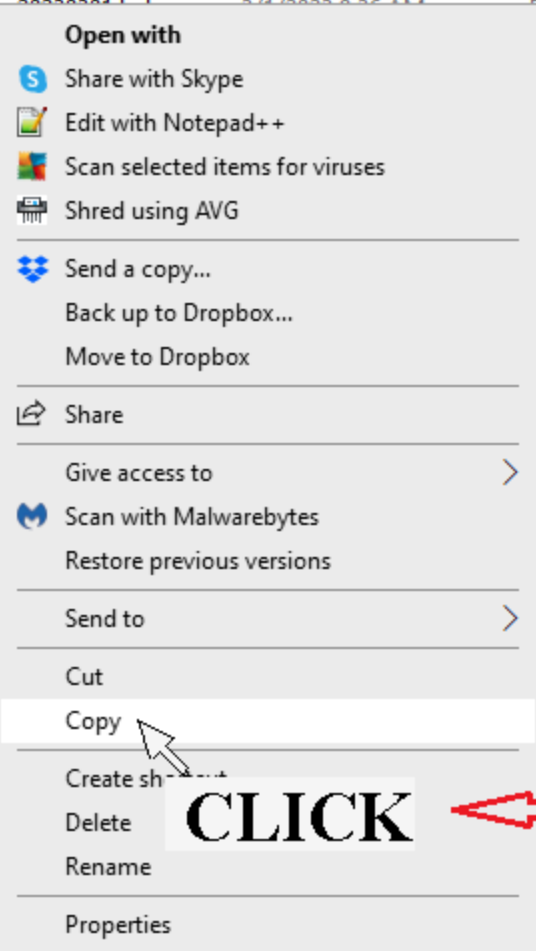


Hint: if you do not see the .bak at the end, YOUR Windows has the Hide Known File Extensions clicked in settings on YOUR computer. It is the default and I find it should normally be unclicked.

[A good small tutorial on how to show file extensions.](#)

7. Right Click on the file.
8. Click Copy

Name	Date modified	Type	Size
OakBarnBrewery.brucfg.20230227.bak	2/27/2023 8:47 AM	BAK File	1,629 KB
OakBarnBrewery.brucfg.20230228.bak	2/28/2023 12:00 AM	BAK File	1,629 KB
OakBarnBrewery.brucfg.20230301.bak	3/1/2023 8:26 AM	BAK File	1,629 KB
OakBarnBrewery.brucfg.20230302.bak	3/2/2023 8:26 AM	BAK File	1,632 KB
OakBarnBrewery.brucfg.20230303.bak	3/3/2023 8:26 AM	BAK File	1,632 KB
OakBarnBrewery.brucfg.20230304.bak	3/4/2023 8:26 AM	BAK File	1,632 KB
OakBarnBrewery.brucfg.20230305.bak	3/5/2023 8:26 AM	BAK File	1,632 KB
OakBarnBrewery.brucfg.20230306.bak	3/6/2023 8:26 AM	BAK File	1,632 KB
OakBarnBrewery.brucfg.20230307.bak	3/7/2023 8:26 AM	BAK File	1,632 KB
OakBarnBrewery.brucfg.20230308.bak	3/8/2023 8:26 AM	BAK File	1,632 KB
OakBarnBrewery.brucfg.20230309.bak	3/9/2023 8:26 AM	BAK File	1,632 KB
OakBarnBrewery.brucfg.20230310.bak	3/10/2023 8:26 AM	BAK File	1,632 KB
OakBarnBrewery.brucfg.20230311.bak	3/11/2023 8:26 AM	BAK File	1,632 KB
OakBarnBrewery.brucfg.20230312.bak	3/12/2023 8:26 AM	BAK File	1,632 KB
OakBarnBrewery.brucfg.20230313.bak	3/13/2023 8:26 AM	BAK File	1,632 KB
OakBarnBrewery.brucfg.20230314.bak	3/14/2023 8:26 AM	BAK File	1,632 KB
OakBarnBrewery.brucfg.20230315.bak	3/15/2023 8:26 AM	BAK File	1,632 KB
OakBarnBrewery.brucfg.20230316.bak	3/16/2023 8:26 AM	BAK File	1,632 KB
OakBarnBrewery.brucfg.20230317.bak	3/17/2023 8:26 AM	BAK File	1,632 KB
OakBarnBrewery.brucfg.20230318.bak	3/18/2023 8:26 AM	BAK File	1,632 KB
OakBarnBrewery.brucfg.20230319.bak	3/19/2023 8:26 AM	BAK File	1,632 KB
OakBarnBrewery.brucfg.20230320.bak	3/20/2023 8:26 AM	BAK File	1,632 KB
OakBarnBrewery.brucfg.20230321.bak	3/21/2023 8:26 AM	BAK File	1,632 KB
OakBarnBrewery.brucfg.20230322.bak	3/22/2023 8:26 AM	BAK File	1,632 KB
OakBarnBrewery.brucfg.20230323.bak	3/23/2023 8:26 AM	BAK File	1,632 KB
OakBarnBrewery.brucfg.20230324.bak	3/24/2023 8:26 AM	BAK File	1,632 KB
OakBarnBrewery.brucfg.20230325.bak	3/25/2023 8:26 AM	BAK File	1,632 KB
OakBarnBrewery.brucfg.20230326.bak	3/26/2023 8:26 AM	BAK File	1,632 KB
OakBarnBrewery.brucfg.20230327.bak	3/27/2023 8:26 AM	BAK File	1,632 KB
OakBarnBrewery.brucfg.20230328.bak	3/28/2023 8:05 AM	BAK File	1,850 KB



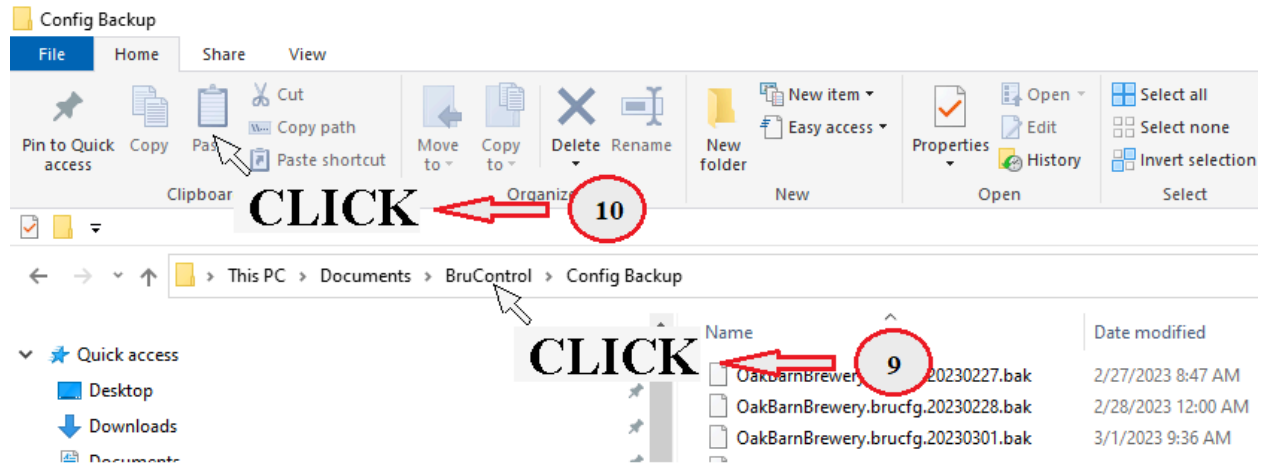
CLICK

8

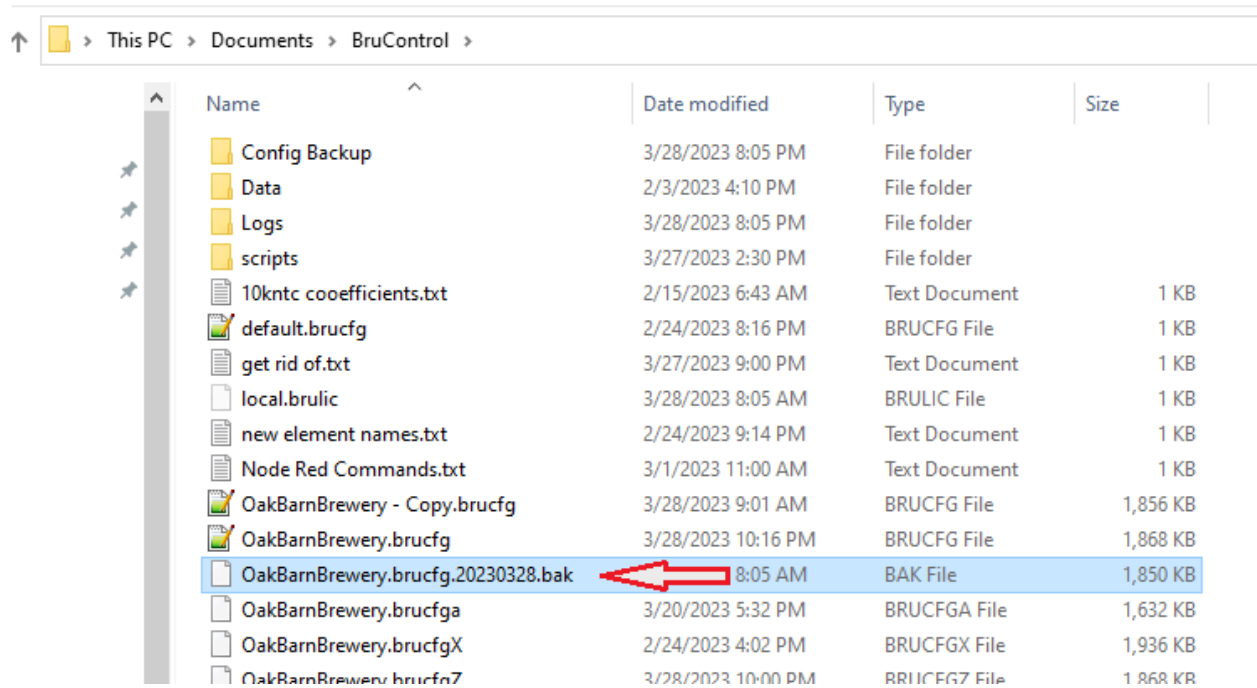
RIGHT-CLICK

7

9. Navigate to C:Documents\BruControl
10. Click Paste

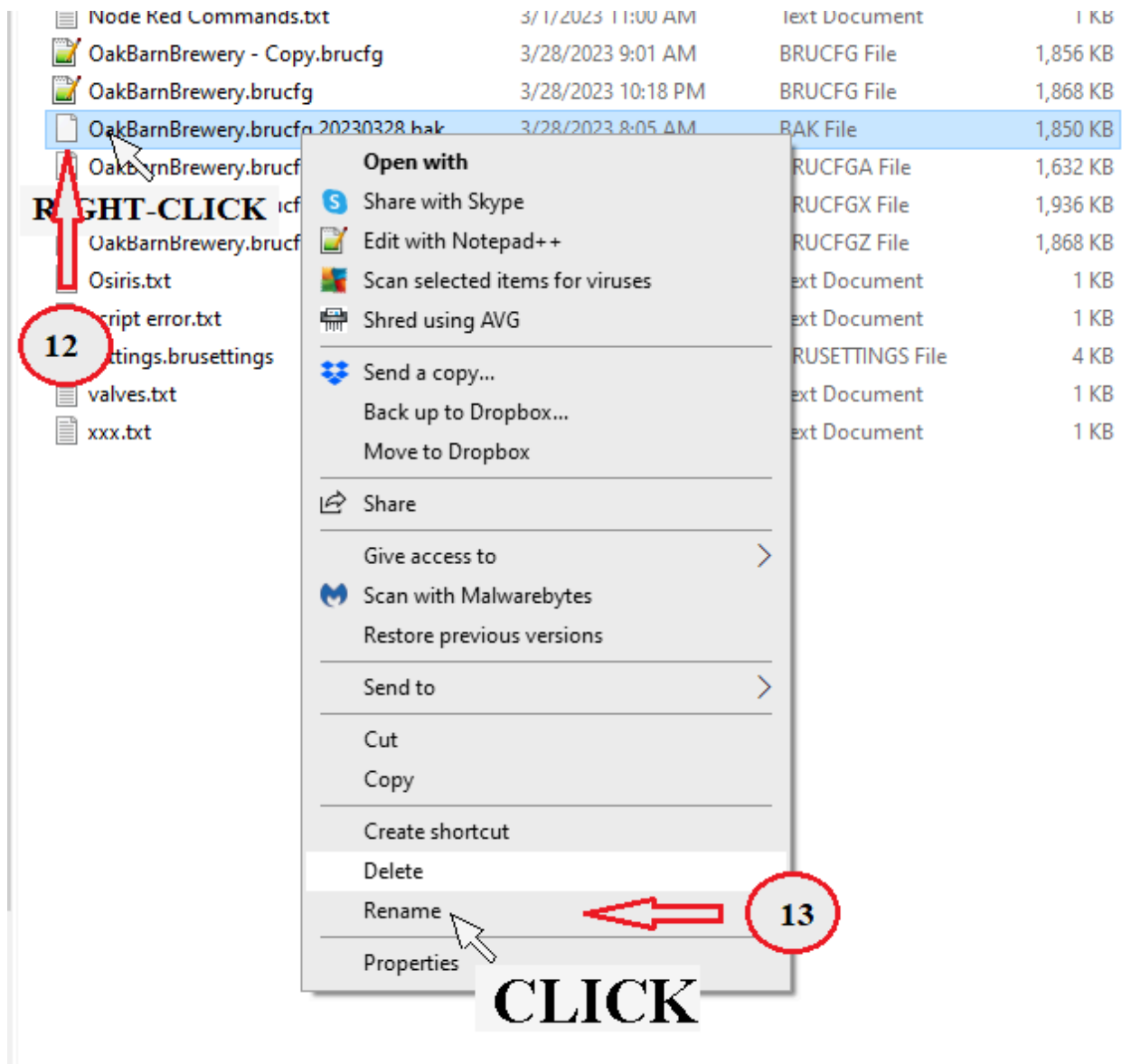


11. This places a copy of the file in your C:\Documents\BruControl folder



12. Right Click on the file to rename.

13. Click Rename



14. Click on the end and edit to get rid of everything back to .brucfg. Get it to just the .brucfg extension. In may case that would be OakBarnBrewery.**brucfg**



BruControl Configuration Files MUST have the .brucfg Extension!

No date, no .bak, just .brucfg

new element names.txt	2/24/2023 9:14 PM	Text Document	1 KB
Node Red Commands.txt	3/1/2023 11:00 AM	Text Document	1 KB
OakBarnBrewery - Copy.brucfg	3/28/2023 9:01 AM	BRUCFG File	1,856 KB
OakBarnBrewery.brucfg	3/28/2023 10:23 PM	BRUCFG File	1,868 KB
OakBarnBrewery.brucfg20230328.bak	3/28/2023 8:05 AM	BAK File	1,850 KB
OakBarnBrewery.brucfga	3/20/2023 5:32 PM	BRUCFGA File	1,632 KB
OakBarnBrewery.brucfgX	2/24/2023 4:02 PM	BRUCFGX File	1,936 KB
OakBarnBrewery.brucfg7	3/28/2023 10:00 PM	BRUCFG7 File	1,868 KB



15. Click the key.
16. Make sure of the file name and the extension. You can repeat steps 12 and so on again if needed.
17. Exit Windows Explorer
18. Open BruControl and make sure the correct configuration is selected



Remember that any changes you made to your BruControl Program after the file was backed up are gone. You have not Gone Back to the Future, but to the past!